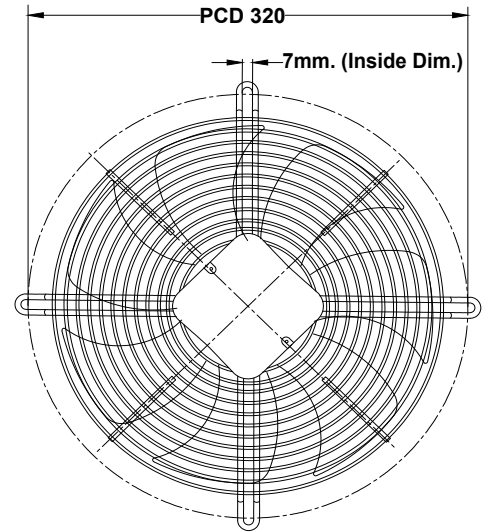
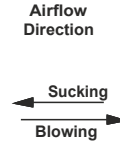
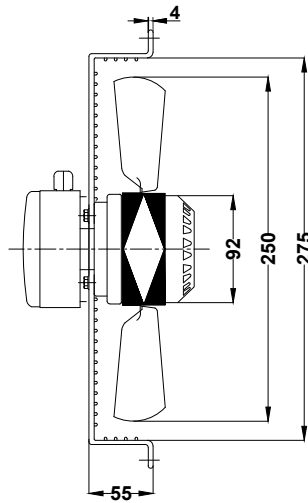


Industrial Fans & Blowers

TECHNICAL DATA SHEET



NOTE:- ALL DIMENSION ARE IN MM.

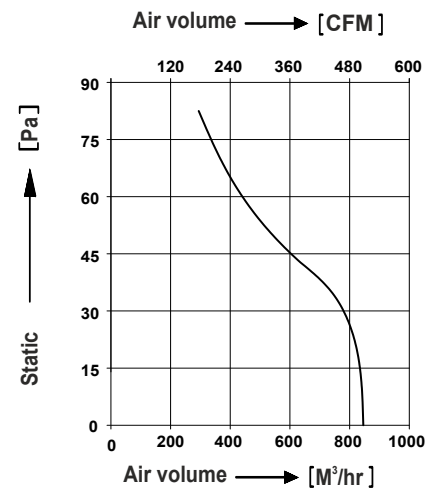
SPECIFICATIONS (50 Hz)

Volt (V)	Watts (W)	Current (A)	Speed (RPM)	Capacitor (µF)	Air Vol. (m³/hr)	Air Vol. (CFM)	Noise (dBA)	Nt. Wt. (Kg)
230	60	0.30	1450	2.00	800	480	60	2.3

MECHANICAL CHARACTERISTIC

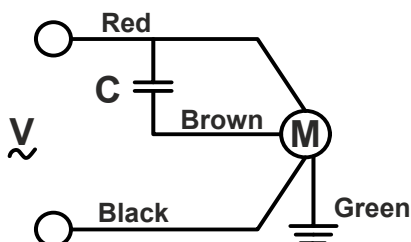
Blade	Steel, Powder Coated
Grill	Steel, Powder Coated
Rotor	Powder Coated
Housing	Steel, Powder Coated In Black
Type Of Protection	IP-44
Insulation Class	"F"
Bearing	Maintenance Free Ball Bearing
Permissible Ambient Temperature	-20° To +60°C
High Voltage Test According to IS	3588-1987
Direction Of Rotation	Sucking-counter Clockwise, Blowing-clockwise Seen On Rotor,
Balancing Grade	Recommended By IS 1940-1-2003

PERFORMANCE CURVE



Conversion: 100pa ≈ 0.4" H₂O 100M³/hr ≈ 60cfm

WIRING DIAGRAM



DRAWN BY	V.J.P	TITLE:- MODEL : AF250-4E-S2
CHECKED BY	J.G.P	
APPROVED BY	S.B.D	
SCALE N.T.S.	SHEET 1 OF 1	REV/DATE: 07, 04.02.2024

Note:- All Information contained in this document is **CONFIDENTIAL** and the property of ROTECH. Reproduction of this in any form is to be done with the specific permission of the company.