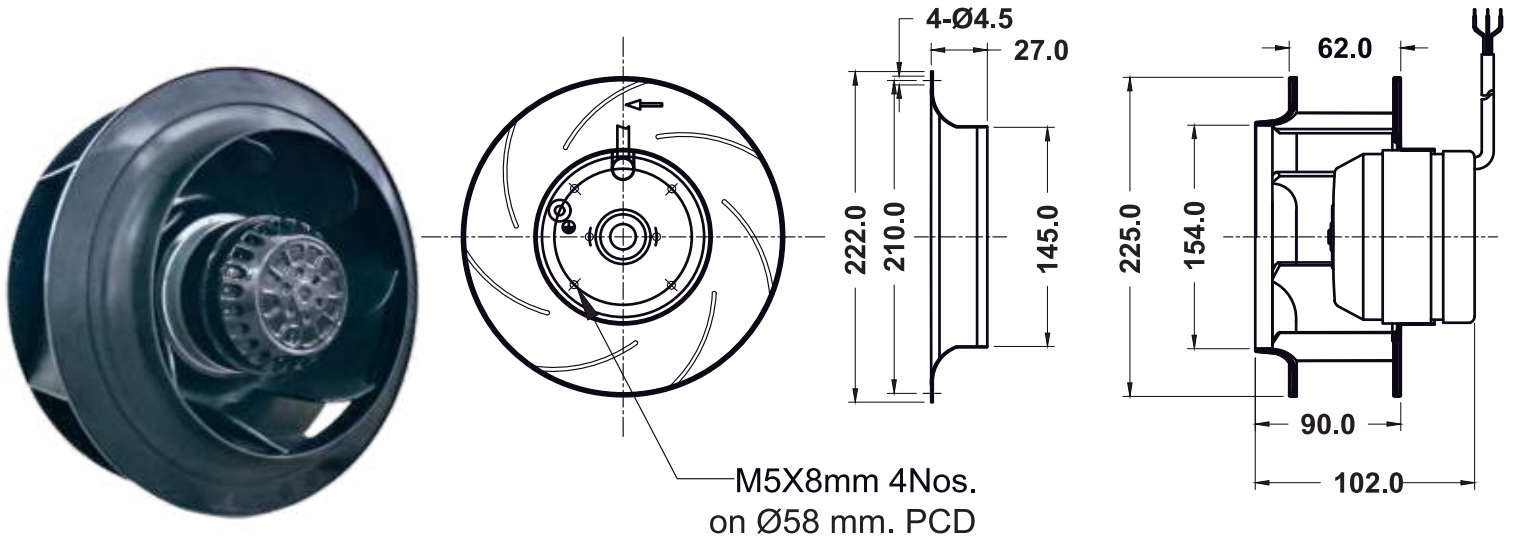


Industrial Fans & Blowers

TECHNICAL DATA SHEET



NOTE:- ALL DIMENSION ARE IN MM.

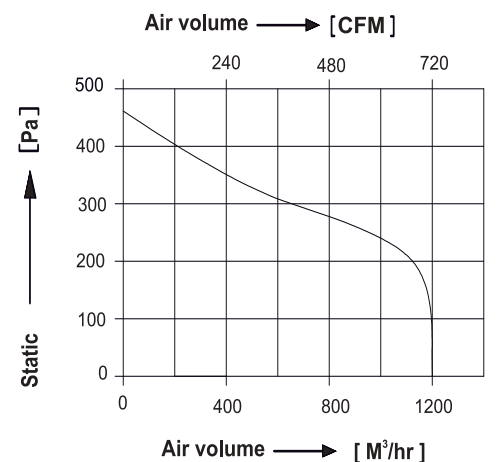
SPECIFICATIONS (50 Hz)

Volt (V)	Watts (W)	Current (A)	Speed (RPM)	Capacitor (µF)	Air Vol. (m ³ /hr)	Air Vol. (CFM)	Noise (dBA)	Nt. Wt. (Kg)
230	150	0.65	2500	4.00	1200	720	74	2.40

MECHANICAL CHARACTERISTIC

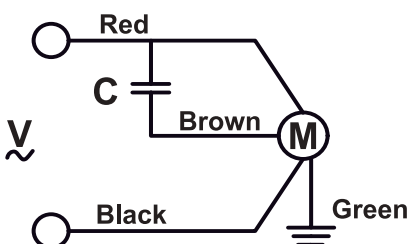
Impeller	Nylon6, 30% Glass Filled
Rotor	Powder Coated
Type Of Protection	IP-44;
Insulation Class	"F"
Bearing	Maintenance Free Ball Bearing
Permissible Ambient Temperature	-20° To +60°C
High Voltage Test According to IS	4894-1987
Direction Of Rotation	Clockwise Seen On Rotor,
Balancing Grade	Fans Conform 6,3 Grade As Recommended By IS 1940-1-2003

PERFORMANCE CURVE



Conversion: 100pa ≈ 0.4" H₂O 100m³/hr ≈ 60cfm

WIRING DIAGRAM



DRAWN BY	V.J.P	TITLE:- MODEL : BC225-2E-S3
CHECKED BY	J.G.P	
APPROVED BY	S.B.D	
SCALE N.T.S.	SHEET 1 OF 1	REV/DATE: 04,09.02.2024

Note:- All Information contained in this document is **CONFIDENTIAL** and the property of ROTECH
Reproduction of this in any form is to be done with the specific permission of the company.