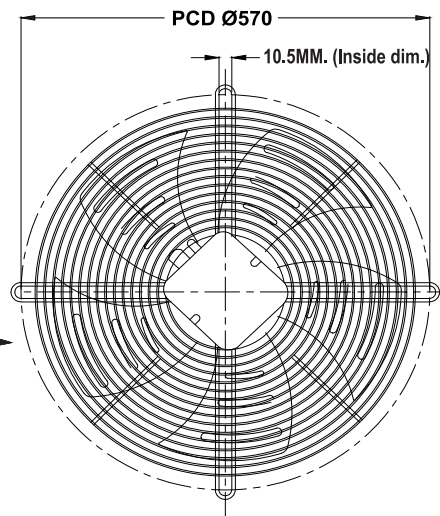
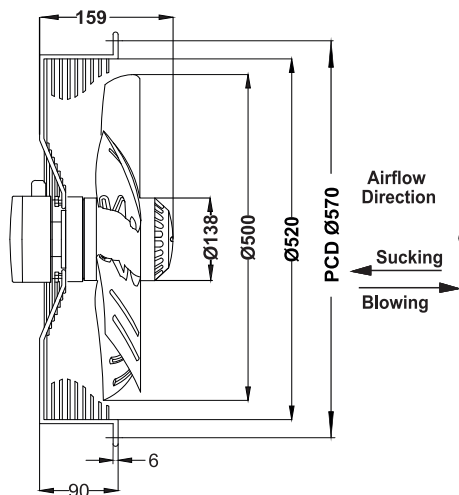




Industrial Fans & Blowers

# TECHNICAL DATA SHEET



NOTE:- ALL DIMENSION ARE IN MM.

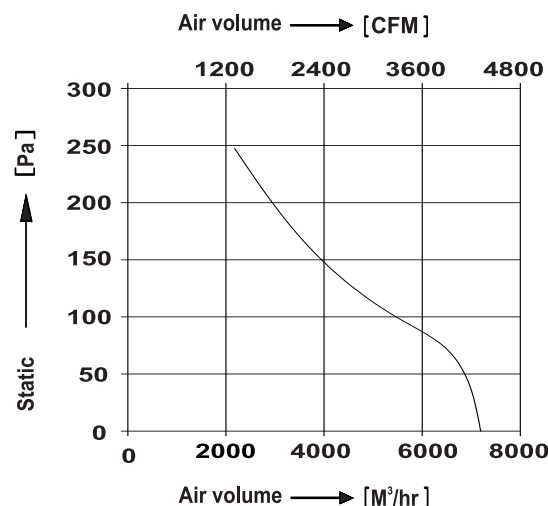
## SPECIFICATIONS (50 Hz)

Volt (V)	Watts (W)	Current (A)	Speed (RPM)	Capacitor (μF)	Air Vol. (m <sup>3</sup> /hr)	Air Vol. (CFM)	Noise (dBA)	Nt. Wt. (Kg)
230	380	1.65	1350	10.00	7200	4320	70	8.8

## MECHANICAL CHARACTERISTIC

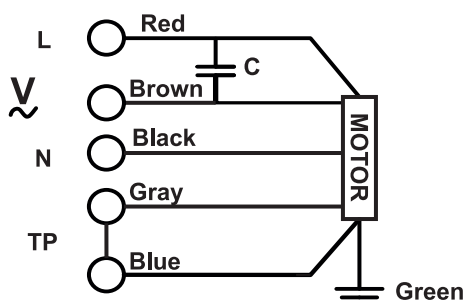
Blade	Steel, Powder Coated
Grill	Steel, Powder Coated
Rotor	Powder Coated
Housing	Steel, Powder Coated In Black
Type Of Protection	IP-54
Motor Protected	Thermally Protected At 140°C
Insulation Class	"F"
Bearing	Maintenance Free Ball Bearing
Permissible Ambient Temperature	-20° To +60°C
High Voltage Test According to IS	3588-1987
Direction Of Rotation	Sucking-counter Clockwise, Blowing-clockwise Seen On Rotor,
Balancing Grade	Fans Conform 6.3 Grade As Recommended By IS 1940-1-2003

## PERFORMANCE CURVE



Conversion: 100pa ≈ 0.4" H<sub>2</sub>O 100M<sup>3</sup>/hr ≈ 60cfm

## WIRING DIAGRAM



DRAWN BY	V.J.P	TITLE:- <b>MODEL : AF500-4E-M3</b>
CHECKED BY	K.S.M	
APPROVED BY	J.G.P	
SCALE N.T.S.	SHEET 1 OF 1	REV/DATE: 08, 06.12.2024

Note:- All Information contained in this document is **CONFIDENTIAL** and the property of ROTECH  
Reproduction of this in any form is to be done with the specific permission of the company.