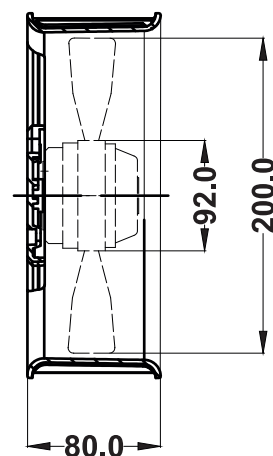
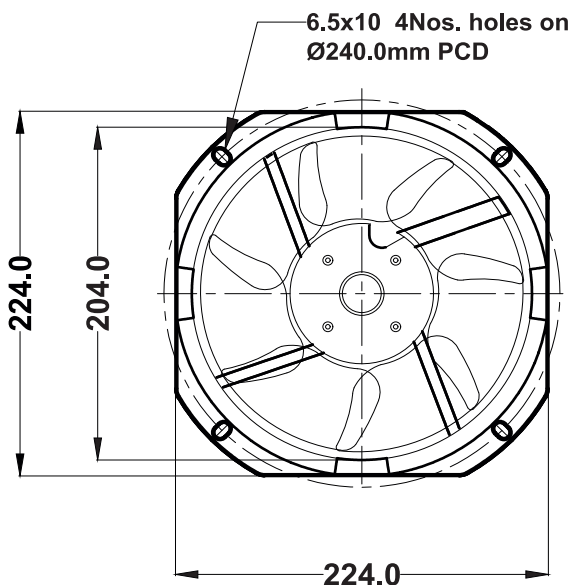


# TECHNICAL DATA SHEET



NOTE:- ALL DIMENSION ARE IN MM.

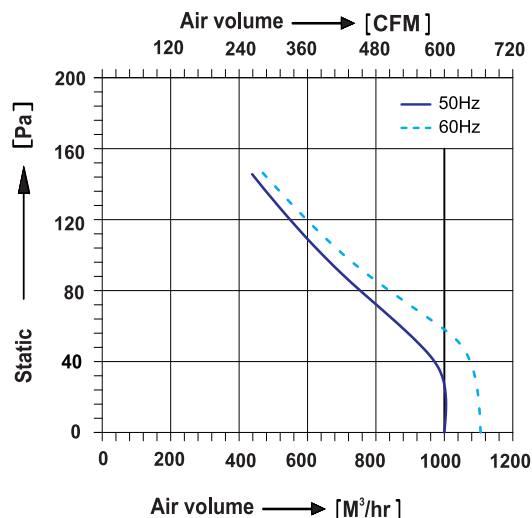
## SPECIFICATIONS (50 & 60 Hz)

Volt (V)	Frequency (Hz)	Watts (W)	Current (A)	Speed (RPM)	Capacitor (µF)	Air Vol. (m³/hr)	Air Vol. (CFM)	Noise (dBA)	Nt. Wt. (Kg)
230	50	70	0.30	2400	2.00	1000	600	58	2.0
	60	78	0.35	2600		1100	660	61	

## MECHANICAL CHARACTERISTIC

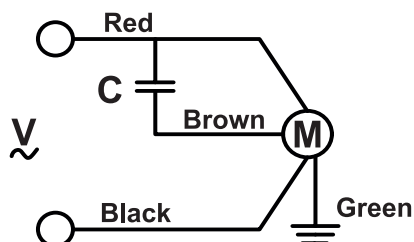
Blade	Steel, Powder Coated
Rotor	Powder Coated
Housing	Aluminum
Type Of Protection	IP-44
Insulation Class	"F"
Bearing	Maintenance Free Ball Bearing
Permissible Ambient Temperature	-20° To +60°C
High Voltage Test According to IS	3588-1987
Direction Of Rotation	Sucking-counter Clockwise, Blowing-clockwise Seen On Rotor,
Balancing Grade	Fans Conform 6.3 Grade As Recommended By IS 1940-1-2003

## PERFORMANCE CURVE



Conversion: 100pa ≈ 0.4" H2O 100M³/hr ≈ 60cfm

## WIRING DIAGRAM



DRAWN BY	V.J.P	TITLE:- <b>MODEL : AF200-2E-S1 SQ.-H</b>
CHECKED BY	J.G.P	
APPROVED BY	S.B.D	
SCALE N.T.S.	SHEET 1 OF 1	REV/DATE: 02, 30.07.2025

Note:- All Information contained in this document is **CONFIDENTIAL** and the property of ROTECH. Reproduction of this in any form is to be done with the specific permission of the company.